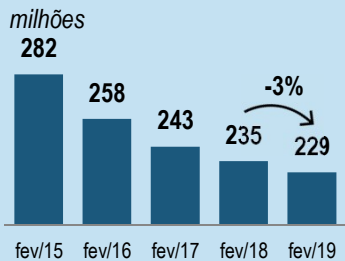
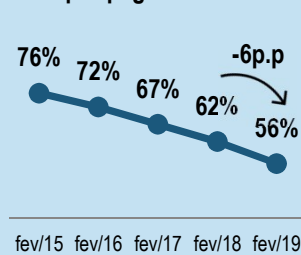


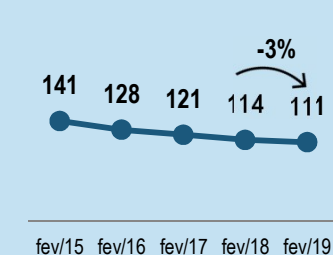
telefones móveis



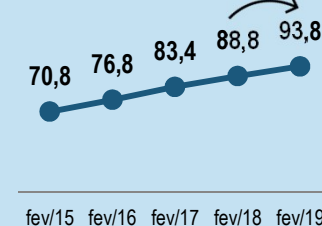
% de pré-pago



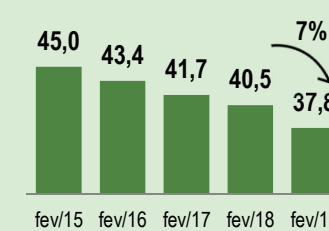
telefones móveis / 100 hab.



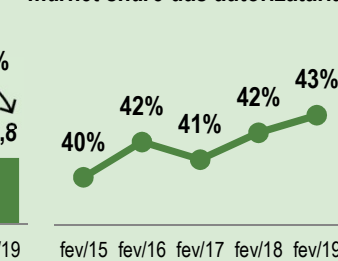
ERBs



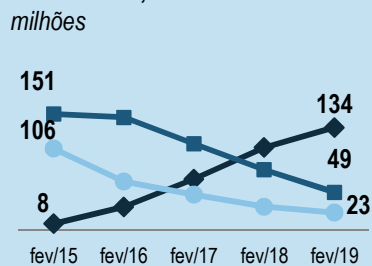
acessos fixos em serviço



market share das autorizadas



celulares 2G, 3G e 4G

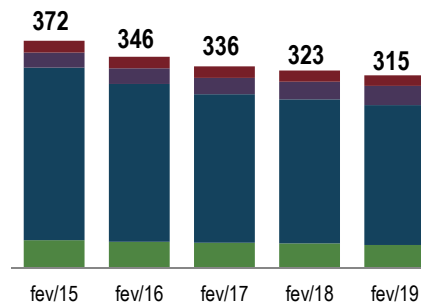


	fev/15	fev/16	fev/17	fev/18	fev/19	Δ ano
4G	8	30	67	108	134	24%
3G	151	147	113	79	49	-37%
2G	106	64	46	31	23	-25%

TELEFONIA MÓVEL



acessos totais



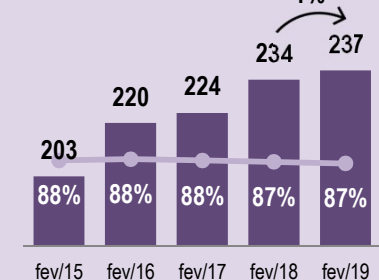
■ TV por assinatura ■ banda larga fixa
■ telefonia móvel ■ telefonia fixa

- 18 acessos para cada 100 hab.
- 829 mil TUPs
- 41.668 localidades atendidas com telefonia fixa

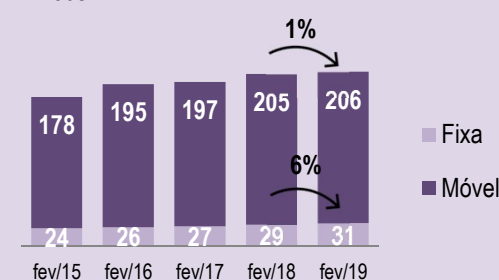
TELEFONIA FIXA



acessos em banda larga total e % de móvel



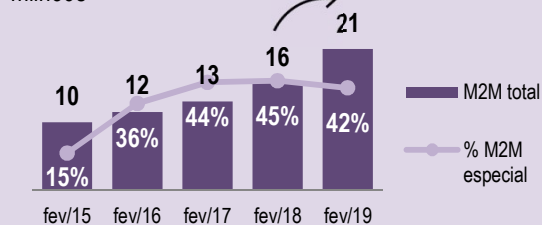
acessos em banda larga fixa e móvel



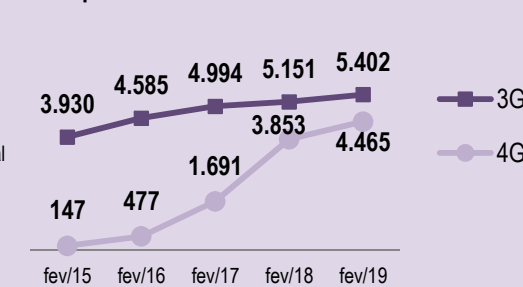
BANDA LARGA



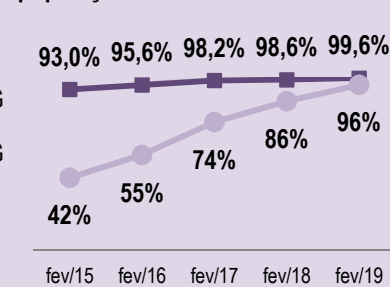
acessos M2M e % M2M especial (com isenção)



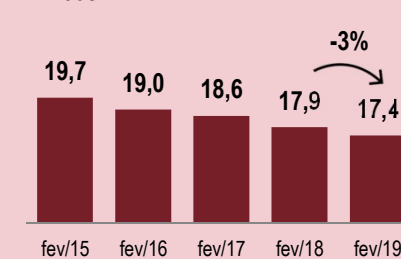
municípios com 3G e 4G



população coberta com 3G e 4G



acessos TV por assinatura



TV POR ASSINATURA

acessos TV por assinatura fev/19

